

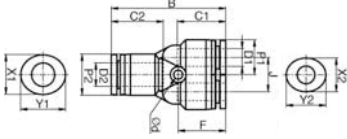
**PW - Redüksiyon Tip Ye Bağlantı / Reducer Y**



Ölçü Tablosu / Dimension Chart

MODEL	ØD1	ØD2	ØP1	ØP2	B	C1	C2	Ød	J	F	X1	Y1	X2	Y2	Orifis (mm) Orifice (mm)	Ağırlık (g) Weight (g)	Adet/Kutu Qty / Box
PW 06-04	4	6	10.4	12.4	26.9	16	17	2.2	9.3	15.2	12	14	10	12	3	7.6	100
PW 08-04	4	8	12.4	14.4	40.7	17	18.5	3.2	12	16.2	14	16	10	12	3	14.3	50
PW 08-06	6	8	12.4	14.4	40.7	17	18.5	3.2	12	16.9	14	16	12	14	5	10.1	50
PW 10-06	6	10	14.4	17.6	49.5	18.5	21	4.2	14	19.2	17	19	12	14	5	22.8	25
PW 10-08	8	10	14.4	17.6	49.5	18.5	21	4.2	14	20	17	19	14	16	7	16.4	25
PW 12-08	8	12	19.6	21.2	53.5	21	22.5	4.2	16	20.4	23	17	14	16	7	33.1	25
PW 12-10	10	12	19.6	21.2	53.5	21	22.5	4.2	16	21.5	21	23	17	19	8	25.5	25

Teknik Çizim / Technical Drawing



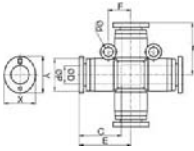
**PZA - Kruva / Union Cross**



Ölçü Tablosu / Dimension Chart

MODEL	ØD	ØP	E	C	F	Ød	X	Y	Orifis (mm) Orifice (mm)	Ağırlık (g) Weight (g)	Adet/Kutu Qty / Box
PZA 04	4	10	18.7	16	6	2.2	10	12	3	9	50
PZA 06	6	12.4	20.4	17	8	3.2	12	14	5	11.9	50
PZA 08	8	14.4	22.8	18.5	9	4.2	14	16	7	16.2	25
PZA 10	10	17.6	26.1	21	12	4.2	17	19	8	28.8	25
PZA 12	12	21.2	29.3	22.5	14	4.2	21	23	10	40.5	15

Teknik Çizim / Technical Drawing



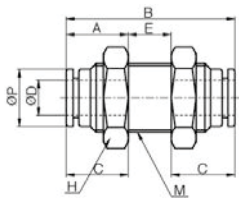
**PMM - Perde Geçiş Bağlantı / Bulkhead Union**



Ölçü Tablosu / Dimension Chart

MODEL	ØD	M	A	B	C	E	H	ØP	Orifis (mm) Orifice (mm)	Ağırlık (g) Weight (g)	Adet/Kutu Qty / Box
PMM 04	4	M12 X 1.0P	10.2	33.4	16	13	14	10	3	18	100
PMM 06	6	M14 X 1.0P	10.7	35.9	17	14.5	17	12	5	25.3	50
PMM 08	8	M16 X 1.0P	12.3	38.5	18.5	13.9	19	14	7	33.9	50
PMM 10	10	M20 X 1.0P	13	43.5	21	17.5	24	17	9	59.2	25
PMM 12	12	M22 X 1.0P	12.6	46.2	22	21	26	20	10	78.1	25

Teknik Çizim / Technical Drawing



**PPM - Perde Geçiş Bağlantı (Plastik) / Bulkhead Union P**



Ölçü Tablosu / Dimension Chart

MODEL	ØD	ØD1	M	PANEL	C	C1	B	ØP	ØP1	E (Min)	E (Max)	H	G	Orifis (mm) Orifice (mm)	Ağırlık (g) Weight (g)	Adet/Kutu Qty / Box
PPM 04	4	4	M12 X 1.5P	12.5	15.6	16	32.2	10.4	16	1	7.8	14	5	3	7	100
PPM 06	6	6	M14 X 1.5P	14.5	17.2	17	36	12.4	18	1	9.2	17	5	5	9.5	50
PPM 08	8	8	M16 X 1.5P	16.5	18.4	18.5	38.4	14.4	22	1	9.2	19	6	7	13.5	50
PPM 10	10	10	M20 X 2.0P	20.5	21	21	43.6	17.6	28	1	10.8	24	6	8	23	25
PPM 12	12	12	M24 X 2.0P	24.5	22.5	22.5	47.6	21.2	31	1	16.2	27	6	10	31	25

Teknik Çizim / Technical Drawing

