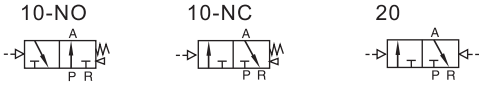


**WINMAN Hava Kontrollü Pnömatik Valf (3/2 yollu) / Air Control Pneumatic Valve (3/2 way)**
**3A100 Serisi / 3A100 Series**

**Özellikler / Specification**

Model	3A110-M5	3A120-M5	3A110-06	3A120-06
Fluid	Air (to be filtered by 40 µm filter element)			
Acting	External control			
Port size [Note1]	M5		1/8"	
Orifice size	5.5mm <sup>2</sup> (Cv = 0.31)		12.0mm <sup>2</sup> (Cv = 0.67)	
Valve type	3 port 2 position			
Lubrication [Note2]	Not required			
Operating pressure	0.15~0.8MPa(21~114psi)			
Proof pressure	1.2MPa(175psi)			
Temperature	-20~70°C			
Material of body	Aluminum alloy			
Max. frequency [Note 3]	5 cycle/sec			

**Sembol / Symbol**


[Note1] PT thread, G thread and NPT thread are available.  
 [Note2] Once lubricated air is used, continue with same medium to optimise valve life span. Lubricants like ISO VG32 or equivalent are recommended.  
 [Note3] The maximum actuation frequency is in the no-load state.

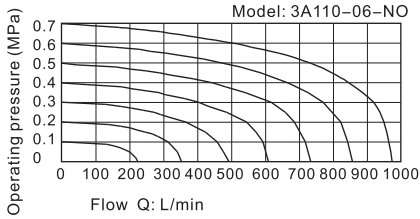
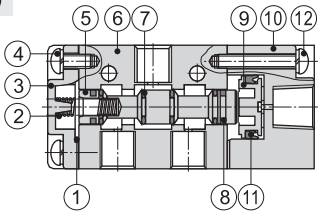
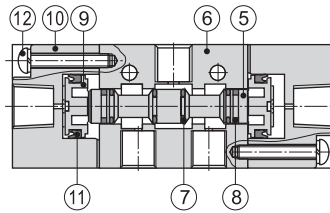
**Ürün Özelliği / Product Feature**

- Structure in sliding column mode: good tightness and sensitive reaction.
- Double air control valves have memory function.
- Internal hole adopts special processing technology which has little attrition friction, low start pressure and long service life.
- No need to add oil for lubrication.
- Multi-mounting helps to install and apply.
- Integrate with the manifold to save installation space.

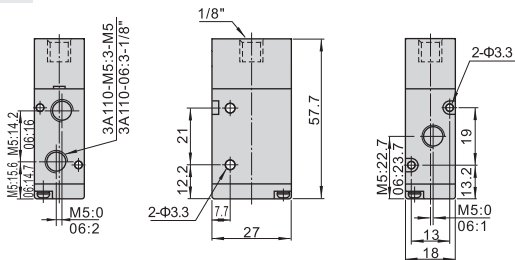
**Sipariş Kodu / Ordering Code**
**3A 1 10 06 NO □**


① Model	② Code	③ Valve type	④ Port size	⑤ Acting type	⑥ Thread type
3A: Air Valve (3/2 way)	1: 100 Series	10: Single air control 20: Double air control	M5: M5 06: 1/8"	NC: Normally close NO: Normally open No this code	M5 1/8" No this code Blank: PT G: G T: NPT

Please refer to 107 for manifold specification and the order way.

**Akış Şeması / Flow Chart**

**İç Yapı / Inner Structure**
**3A110**

**3A120**


No.	Item	No.	Item
1	Bottom cover gasket	7	O-ring
2	Spring	8	Wear ring
3	Bottom cover	9	Piston
4	Bottom cover screw	10	Pilot body
5	Spool	11	Piston O-ring
6	Body	12	Piston screw

**Boyutlar / Dimensions**
**3A110**

**3A120**
